RESIDENTIAL HOME ELEVATOR

Victorian Hydraulic

Smooth hydraulic performance, refined residential design and a cab created around your home.

AmeriGlide
ACCESSIBILITY SOLUTIONS



Cab Interior Inspiration

Three refined interior directions to help clients visualize their Victorian cab. Every project can be coordinated with the selected cab finish, gate and home interior.



WARM WOOD

Natural warmth with black-framed glass gate.



BRIGHT WHITE

Crisp, contemporary and filled with light.



SOFT NEUTRAL

Quiet detailing with an elegant residential feel.

Images are design inspiration. Final materials and dimensions are confirmed on approved project documents.

Design, Performance and Comfort

A Quiet, Comfortable Ride for Your Home

The Victorian Hydraulic combines smooth 2:1 roped hydraulic operation with flexible residential configurations, contemporary glass gate options and 24 cab finishes.

Capacity	Landings	Travel Speed	Travel
up to **950 lbs**	up to **2-5 landings**	up to **50 FPM**	up to **50 feet**

STANDARD FEATURES INCLUDED:

- 2:1 roped hydraulic drive with variable-speed valve and submerged motor
- Automatic LED cab lighting and automatic emergency cab lowering
- Illuminated stainless steel car operating panel with phone and digital position indicator
- Illuminated stainless steel call stations with digital position indicators
- Four LED pot lights and solid stainless steel handrail
- Full automatic functionality - one-year limited parts warranty

CONFIGURATION AND OPTIONS:

- Front opening, pass-through or 90-degree configuration
- Clear or tinted glass sliding car gate
- Automatic or manually operated landing swing doors
- Optional door operators, cab phone and custom cab dimensions
- Minimum overhead: standard 104 in - optional 96 in - pit shown: 9 in

Cab Finish Options

24 contemporary finishes - use the BX reference code when placing an order.



Colors and textures may vary slightly due to photography, screen settings and printing

Standard Drawing - Plain View

Reference drawings for planning purposes. Final dimensions must be confirmed on approved project drawings

PLAIN VIEW

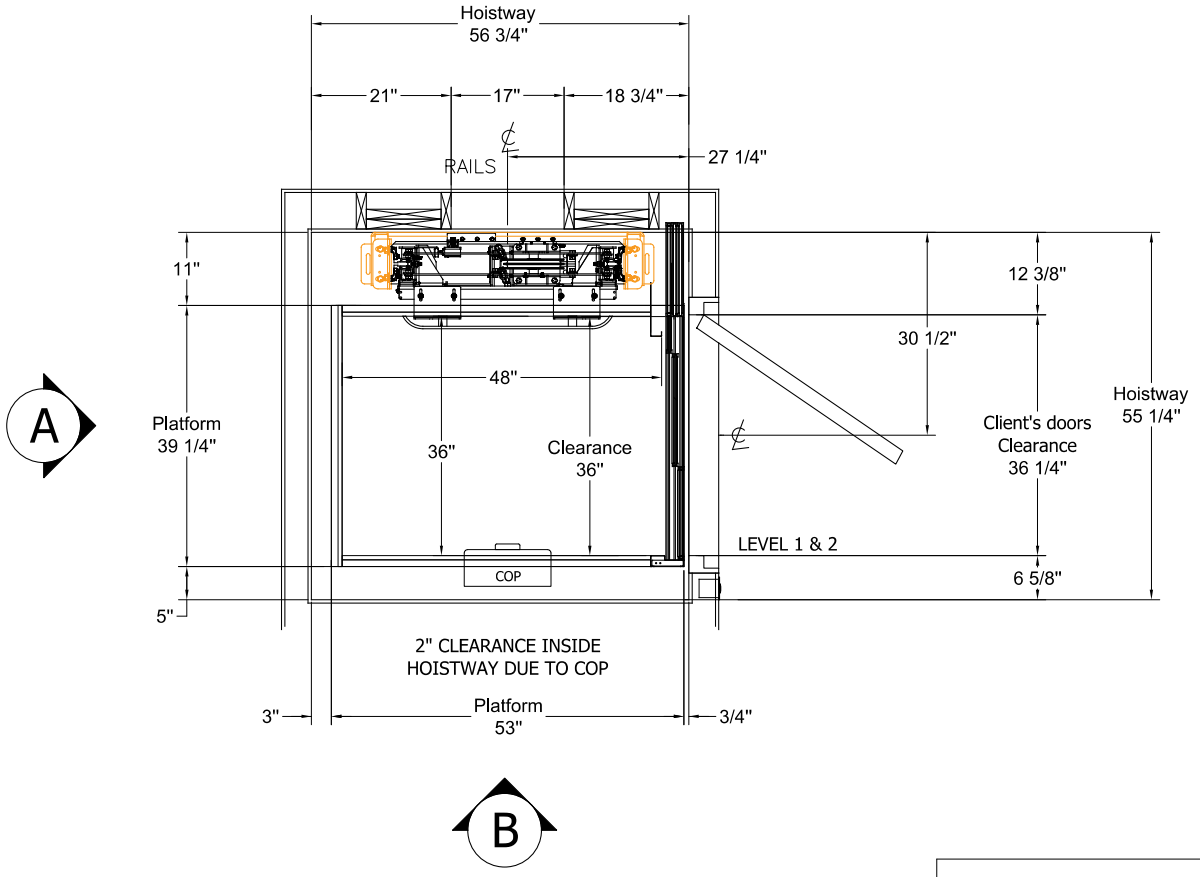

3175 Boul. Choquette
St-Hyacinthe (Québec)
J2S 7Z8, Canada
Tél: (450) 796-5708
Fax: (450) 250-5110

www.atlasacces.com

ATLAS IS NOT RESPONSIBLE FOR THE STRUCTURAL DESIGN OF THE BULDING AND ITS ABILITY TO SUPPORT THE ELEVATOR LOADS AND OR REACTIONS

ALL DRAWINGS ARE THE INTELLECTUAL PROPERTY OF ATLAS AND CANNOT NE COPIED OR MODIFIED WITHOUT PERMISSION

CODE: B-44/A17.1 SECTION 5.3

SCALE: 1/16"

VICTORIAN HYDRAULIC

PLAN VIEW

Standard Drawing - Elevation and Rail Support

Elevation, anchoring references, rail sections and design reactions.

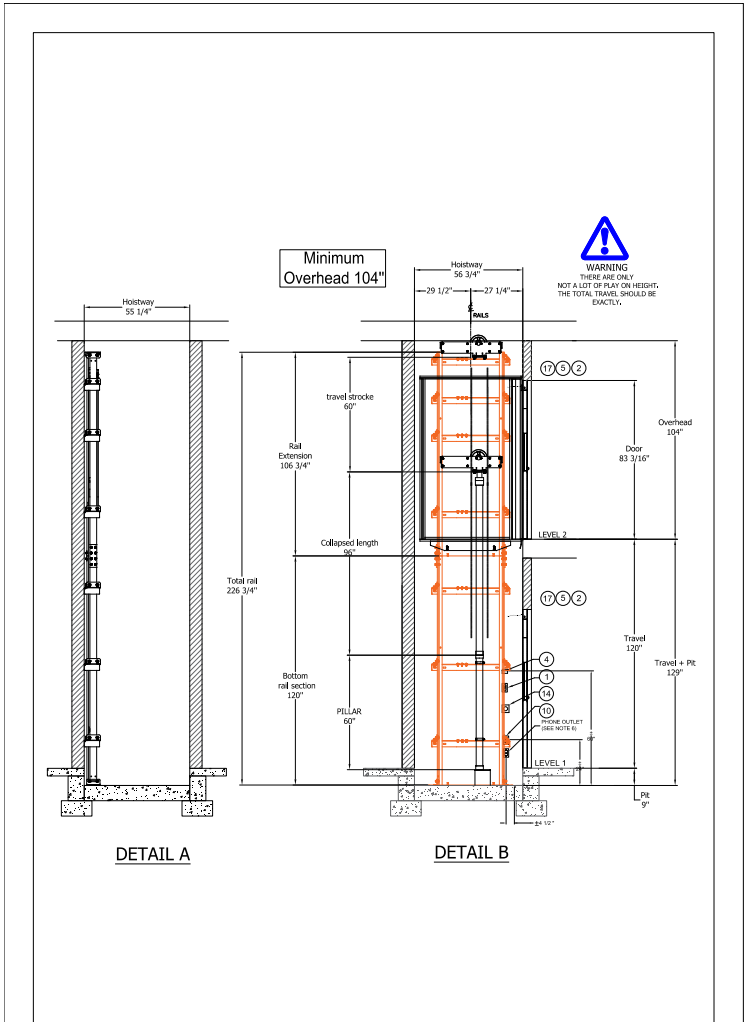

ELEVATION VIEW

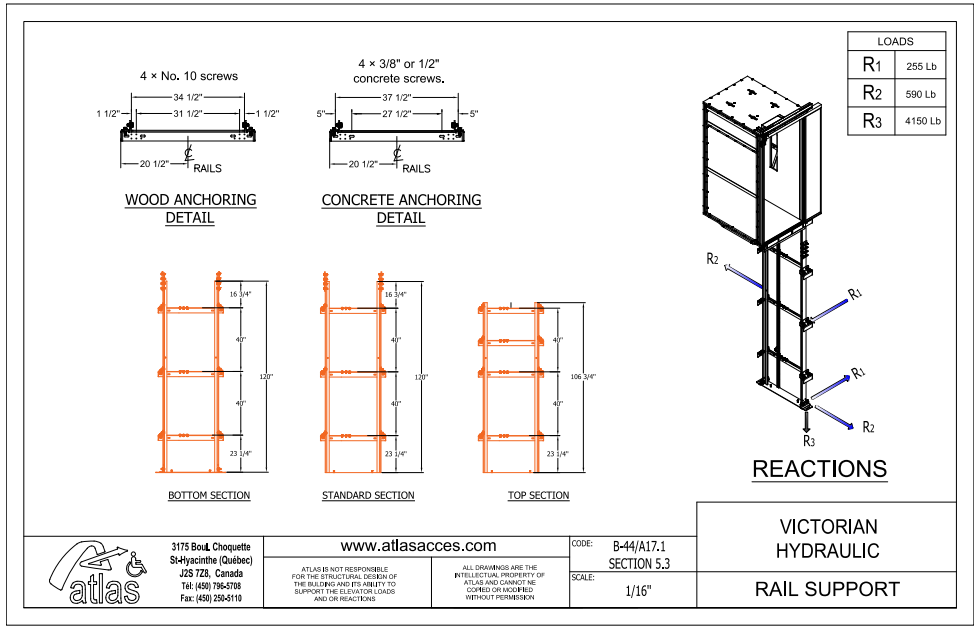

RAIL SUPPORT

For pricing and ordering:

Email us at **info@ameriglide.com**

Call us toll free: **1-800-790-1635**

Online at **ameriglide.com**

AmeriGlide

ACCESSIBILITY SOLUTIONS

296_AMG_VicHydraulic_Brochure_111826